

THE

FARR

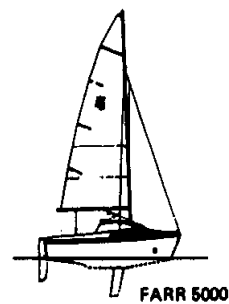


CRY

News

Cruising

Racing

Newsletter of the Farr Trailer Yacht Association of South
Australia Inc.
October 2003



Web Site farrsa.com

Committee Members 2003- 2004

President	Rick Morriss	38 Wootoona Ave Christies Beach 5165 Ph 8384 2466. Email: rmorriss@start.com.au
Secretary	Bill Kutcher	PO Box 203 Belair SA 5052 Ph 8278 1562. Mob 0414 300 404 Email: bandv@ozemail.com.au
Treasurer	John McKenzie	138 Sixth Ave Royston Park 5070 Ph 8362 3566 Email: mackajr@bigpond.com
Committee	Jan Sheffield Don Sheffield	Ph 8355 3252 Mob 0419 841 614 Michael Schapel Ph 8272 979 E-mail: mikeffie@senet.com.au David Williams 8362 1222 E-Mail: glyndwr@picknowl.com.au
Farr Cry	Peter Roodhouse	Ph 8278 3439 Mob 0418 844 963 Email: roodhous@optusnet.com.au
Measurer	Brad Briggs	Ph Mob 0401 124 944.

Dates to Remember

FARR CHRISTMAS PARTY DECEMBER 14th at THE GOOLWA REGATTA YACHT CLUB.

FATHER CHRISTMAS WILL BE THERE.

GOOLWA – MILANG RACE JANUARY 25TH 2004

**THE 2004 FARR REGATTA WILL BE HELD ON
MARCH 20 & 22. FUN FOR ALL BBQ SATURDAY NIGHT.**

COME TO GOOLWA FOR A SOCIAL AND RACING WEEKEND.

**EASTER HOPE TO ORGANISE A CRUISE TO THE SIR JOSEPH BANKS
GROUP. IF INTERESTED CONTACT PETER ROODHOUSE 8278 3439.**



Your Subs are due please return enclosed form



On a roll at Goolwa

The summer sailing season will be upon us shortly, cruising racing and generally messing about in boats. A few things need to be checked before venturing out. Has the Outboard been serviced lately, have you checked engine and gearbox oil levels! Does the water flow out of the motor telltale. Have a visual inspection of the rigging to make sure the wire is not broken or frayed. While at it have a look at the halyards and sheets for wear, you can turn the sheets around putting the tail around the pulleys and doubling the life of the rope. Safety equipment are your flares up to date check expiry date. Life jackets are they in good order and do you have enough of them on board and wear them. Do you need to clean the boat and give the fibreglass a polish? The woodwork may need an oil or varnish.

Restoring your timber work

Remove handrails cabin entrance surrounds etc for re-varnishing. It is best to use a single pot varnish Goldspar or Feast Watson marine varnish with UV resistance. The use of single pot makes it easier to touch up whereas with a 2 pot system means the making up of small quantities, which can be difficult.

After sanding back to bare timber apply 5 or 6 coats of varnish using a foam brush that are available from most craft shops. The foam brush gives a finish that is as good as spraying no brush marks.

- Wipe down bare wood with Acetone to remove any traces of old varnish. (Be careful not to spill acetone on Perspex windows).
- First coat of varnish should be thinned right down so that the varnish penetrates the wood surface.
- In between coats sand with a 600 grit wet & dry paper removes any dust particles and help to get a good finish.
- In between coats place foam brush in a plastic bag and place in deep freeze the brush will not harden. (OK for 1-2 days)
- The perfectionist will put on 7-8 coats to get a glass like finish!
- Any damage to varnish should be repaired as soon as possible by sanding smooth and building up with several coats.
- At the end of each season sand back with a 600 grit and apply 2 more coats.
- The more coats the better the protection.

Honeymoon on the Murray 5-11th Oct '03

Following a wonderful wedding on 4-10-03 we accompanied the bride (Jacinta) and groom (son Rick) for the next 7 days.

On board her parents, g'parents, sisters etc (all from Perth) and Don & me.

Thirteen persons, age bracket 5 – 83 years!!

Our departure was from Wilkinson's Cutting 16ks above Renmark.

Our luxury houseboat consisting of 6 double beds (4 could be unzipped for singles), 2 bathrooms and a large living area. On the back deck 2 canoes and 2 bikes.

Maps included creek maps and river book with good canoe locations marked.

Our first night stay was at a creek corner and we found the canoe experience such fun and exhilaration that every stop now had to be a 'canoe one' I loved the early morning - drifting along meandering creek bed reflections magic, the silence only interrupted with bird chatter. Creating adventure especially for the young were partly hidden log crossings therefore having to jump the canoe over or lay forward to clear under a fallen tree and speed up to nose through reed growth. The younger ones enjoying *racing* and we oldies loving the tranquility and beauty.

At 636 Graham had marked a creek 'hard to spot but good canoeing' He was right on both counts. Though hidden it was a rapid beginning beyond the obscure opening with screaming and delight at being caught and swiftly surged along. After winding for about 3ks we carried our canoe 150mts to the river some 2ks upstream, then an easy row downstream to the houseboat. The pioneering and eager two couples were away 2hrs – always made easier for the second group, and then we were the third group on an easy run as the houseboat was at the exit point in the river to meet us.

We were thrilled that the water was high enough to allow us easily through to Devil's Elbow as we dearly wanted to show our visitors the stunning change of scenery.

Here a moonscape of starkly eroded cliffs, formed by the river cutting down through the ancient sediments of Lake Bungunnia provides a total contrast to the usual gum lined corridor. To canoe across and climb the cliffs a first for us, and so enraptured with the view that we climbed higher and higher. Then getting down was a challenge – no chance our competent crew could bring a boat to rescue us here.

Our W A visitors had a marvelous holiday and I'm sure will be back – bringing more friends and relatives to our beautiful Murray. Devil's Elbow was voted the highlight but followed very closely by canoe experiences. In Farrlap last year we twice enjoyed this section of the river, but now we want a canoe!!

Janet Sheffield


STARS IN YOUR EYES

September 25th saw the Farr association head to Mawson Lakes to the Planetarium at the University of SA. Navigation skills were not as one would have expected from some of the members GPS may have helped! We all got there and met at the entrance to the Planetarium and took our seats to watch the stars. Michael O'Leary a life member of the Astronomical Society guided us through the heavens, it was extremely informative and eye opening as to how to recognize the various constellations. Some of the members went to the Boatdeck Café after for dinner, which we all enjoyed. Everyone who attended enjoyed the evening. Thank you to the President for organizing this event.



October Long weekend on the river

Goolwa Regatta Yacht club organised a cruise on the river for the weekend we met at Clayton for lunch, which was had on the lawns by the jetty, some members drove up by car to join in. After a late finishing lunch we headed to Holmes Creek for the night. The boats that went were Still Fretless, Faze 2, Waituna and Weggis. We had an enjoyable evening. Next morning Ric, Heather and Eloise headed back to Goolwa. The rest of us decided to go to Loveday Bay and explore around there we sure did Fully took us right into another bay and we headed Coorong side where we had lunch at around 4pm we headed back to stay at Rat Island for the night as pictured friends of Ally and Fully own the island. Sunday night saw us all make something for a joint dinner on board Weggis, (the big boats become the party boat, so think about that when you think you want a bigger boat). Monday we had communal breakfast bacon and eggs etc. Then Eleanor and Mark from Weggis enjoyed the water and getting wet. Jan and Flip - Blind As A Bat joined us Waituna and Faze 2 to go down Boundary Creek for lunch. After Lunch we had an excellent sail back to Goolwa and the finish of a great weekend. The WATER LEVELS are excellent at present, which allowed us to explore the area of Loveday Bay. Thanks to Rae Hunt for organising it.



Sunset at rat Island Sunday


 **AT LAST!** 

*A recruitment service to suit
Your business - Your needs*

Guaranteed !!!

*Pay only for services accessed
key to more boat time*

*No more fixed high % cost.
Candidate profiling included*

Your  *to more boat time*

*Contact Don Dobie
08 8374 0700
recruit@employmentprofiling.com.au*



“for all your on the water needs”

**Glascraft
247 Pirie Street**

Adelaide SA 5000

Ph: (08) 8223 3055

www.glascraft.com.au

everything for your boat

**and a big range of gear for the sailor all you
need to make your sailing great fun**