

**THE**

**FARR**

**CRY**

**News**

**Cruising**

**Racing**

**Newsletter for the Farr Association of South Australia**

October 2001



Hello everyone guess who has got the job of Editor for the Farr Cry? Peter Roodhouse you can send your contributions to me. If you have some ideas on useful modifications you may have done to your boat, cruising places that might be of interest. We need useful material for the newsletter or there will not be one published. The newsletter is for members so use and tell us some of your Farr stories.

The summer sailing season is upon us there is plenty of cruising and racing on the Murray and at other locations the problem is getting your priorities right so that you can go sailing!

The new Blue Book on racing rules is available as you are no doubt aware the rules state that you must have a copy on board. Do not forget the safety equipment on your boat does it comply and are your flares up to date. Do not forget to wear your lifejackets even when cruising. You use your seat belt when in the car I hope.

I hope you have an enjoyable summer in your Farr and we hope to see you on the water sometime.

---

### **Dates to remember**

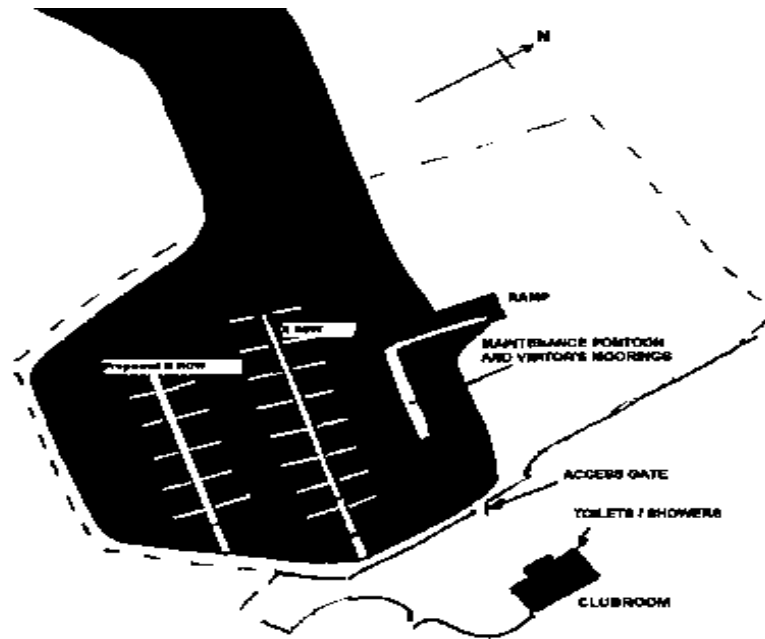
**November 3 & 4** Round Hindmarsh Island Cruise

**December 1** Christmas Function at Kate & Robert Bruce's Goolwa Dress up your boat and win a prize.

**February 22** Talking sails with Ken O'Brien Venue to be advised

**April 6 & 7** Farr regatta 2 races each day. BBQ tea Saturday evening, meet other Farr members race your boat. More details to follow.

**June 1** Wine bottling save your bottles Watch this space for more information



## ST KILDA BOAT CLUB

### St Kilda Boat Club's marina

The St Kilda channel and marina have been dredged to allow access at all tide levels.

Members of the Farr association have been invited to visit the new facility visitor moorings are available at the maintenance pontoon see attached chart. If staying overnight you must contact the Mooring Master John Short Tel (08) 8258 3550. A refundable key deposit is required to gain access to gate showers and toilet

Rule that apply to visitors

Visitors must fly club burgee

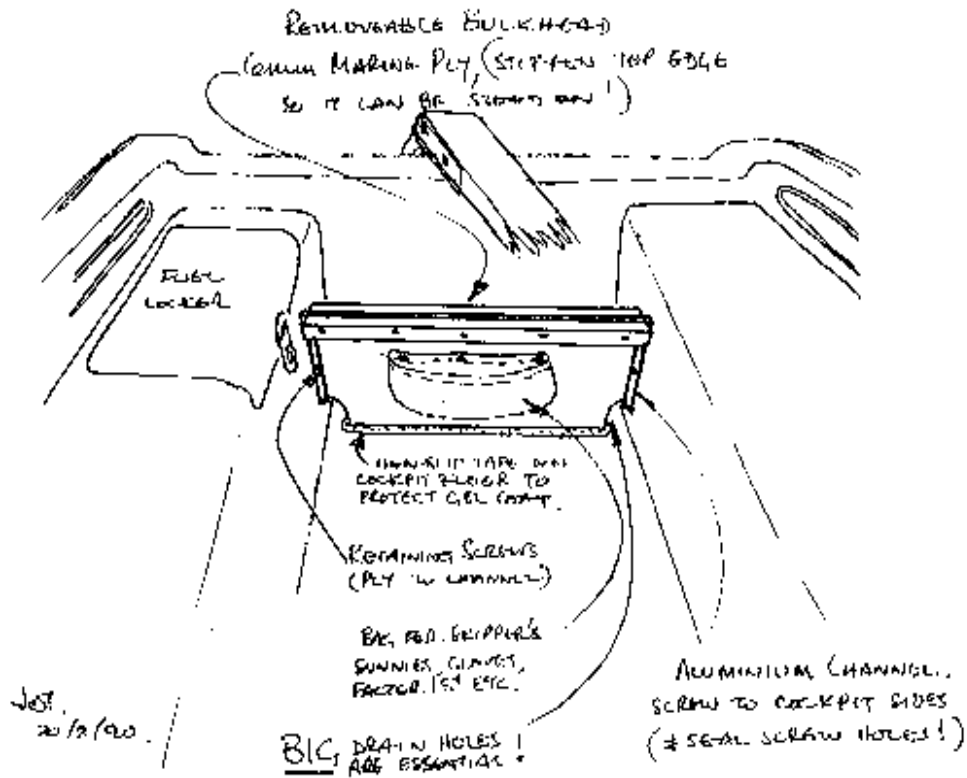
Must carry \$5 million third party liability

Must not use club members moorings

Use of club facilities for a period of 48 hours without charge

## HINTS & TIPS FOR FARR BETTER SIXES! · John Thompson

NO 1 · EXTRA STORAGE FOR CRUISING - WATER, ANCHOR, QUAMBOOTS & RUBBISH BIN!



This tip came from the Victorian Association. If you have any sketches or ideas send them to the Editor.

## Self Sustaining Winch

I'm sure there are a few centreboard winches in F6000's that are self sustaining. Most are being held by various methods (ropes, knees, elbows), which can be a real pain in the heat of the moment.

I rang the makers (Nilson's), who told me that it was too expensive (\$250 quoted) to recondition mine, and only \$380 to buy their new model, which is vastly superior and would last forever. I had one sent down but found I would have to hacksaw the casing to fit it, and that it would take 200 turns to raise the board! Back it went.

It wasn't difficult to remove the winch and suss out its workings. A worm drive from the handle to the drum impacts on a brake pad, and a rotating disk. The disk is prevented from un-winding by a spring clip and ratchet. The weight of the

board forces the drive to engage the brake and keep it up. Unwinding the handle disengages the brake and lets the board down. The ratchet lets you wind the board up.

As for getting the winch apart you need to undo the small plate with two screws at the end of the shaft, the screws on the floor of the winch, and the small countersunk screw (Allen key head) on top.

Next, remove the circlip at the end of the shaft to pull the worm gear apart and get at the ratchet/clutch assembly.

Two things generally need repairing, the clutch lining and the ratchet spring clip. Three things need looking at to remedy the situation:

1. The spring is broken-This can be the expensive part. Collect the pieces and get a metal worker to make a new one, it cost me \$60 for two so check out fellow sailing mates first  
Bob Milman of Napier has done this repair with a flat piece of metal sliding loosely on a bolt to engage the ratchet -he says it worked.
2. The brake pad is greasy and disintegrated- Make a new one from disk brake pad material
3. The Allen keys holding the brake assembly. Are loose and you may need to drill small holes to help locate them. The reassembled winch should take 20 turns to raise the board and work perfectly.

P.S. Keep the grease on the worm drive to a minimum or it will get where it shouldn't be! Good luck.

Graeme Robinson "Kotuku" Taupo (Updated August 2001)

### **More on winches..**

I have sketched an exploded view of the winch and included a legend. This winch is so simple to work on; the thought of anyone spending \$200-300 on a service makes me shiver.

I have been fortunate, the spring is pristine and the brake pad is in as new condition. This is undoubtedly due to the excellent amount of grease found throughout the entire assembly - the brake was nicely greased up for longevity! This I will fix. The brake should be well protected by rubber seals (components 6 and 8), except where component 4 slides onto the crankshaft 3 - I intend to try sealing this join with silicon and hopefully prevent grease from getting into the brake at all.

Ewan Thompson, Adelaide

For further information & sketch go to [www.geocities.com.farr6000](http://www.geocities.com.farr6000).

---

FARR CHRISTMAS

Farr Trailer Yacht Association of S.A. Inc.

CHRISTMAS LUNCH Saturday 1st of December 2001

At the home of  
ROBERT AND KATE BRUCE

HINDMARSH ISLAND

FESTIVITIES BEGIN AT 12 NOON

If arriving by sail

From GRYC just upstream from bridge turn to starboard at the post with the balloons.  
Proceed in through the channel to *Bruce's Boat Pound* – a secure mooring

If arriving by car

Cross over H.I. connector – slow down on causeway. Acute left hand turn to the 1<sup>st</sup>  
gateway.

The Farr Association will supply Christmas Meats

As has become usual would you please contribute to a shared table of salads and  
sweets.


**SALADS** ~ Members whose surname begins with the letter **A** to **L**

**SWEETS** ~ Members whose surname begins with the letter **M** to **Z**

**BYO** Chair, Table, Crockery, Cutlery, Refreshments and an Umbrella


THERE WILL BE A PRIZE FOR THE BEST DECORATED *FARR 6000* AND  
*FARR 7500*

RSVP to Jan Sheffield  
83553252 or 0419841614  
By November 24 2001



## **Class Rules Farr's**

The Farr Association of SA would like to point out that the class rules of the 7500 and 6000 boats are available from the Secretary The Farr class's sail as a One Design boat that is that boats must comply with the measurements etc. All boats racing have to have the sails measured and all fittings comply with the rules. The onus is on the boat owner to follow this up. A non-compliant boat can incur a penalty in open racing and will not be allowed to compete in Farr state heats. For sail measurement contact the measurer Brad Briggs



## **BORING BORING BORING**

**For those members who may have lost their subscription notice in the sea of paper we seem to get YOUR subs are due. Send to the Treasurer J McKenzie 138 Sixth Ave Royston Park 5070.**

## **Circumnavigate Hindmarsh Island.**

November 3 & 4 we will be meeting at 10 am on Saturday for a briefing at Goolwa RYC to determine what we are doing and the plan for the weekend. Please bring your spinnakers if the weather is fine we will have some instruction on how to use this sail. For further information please contact Rick Morriss Ph 8384 2466.

Goolwa – Meningie Sailing Classic Saturday 24 November 2001. Contact secretary 8575 5031.

Tripolis 2001

Pt Pirie – Pt Augusta – Whyalla - Pt Pirie. December 28 29 30. For more information telephone 8636 2592 or 8632 5520.

Gulf Cruise 2002.

14 days exploring upper Spencer Gulf in March 2002. Let some of the friendly locals show you the best kept cruising secrets of this spectacular region.

Farr members Don & Jan Sheffield have done this trip and enjoyed it. ( it is not in school holidays)

For more info contact P Newman Wk 8641 1002 P 8641 1683.

Committee Members 2001 – 2002

President Rick Morriss 38 Wootoona Ave Christies Beach 5165  
Ph 8384 2466. Email: [rmorriss@start.com.au](mailto:rmorriss@start.com.au)

Secretary Don Dobie PO Box 299 Blackwood 5051  
Ph 8374 0700 Fax 8374 0133  
Email: [finito@employmentprofiling.com.au](mailto:finito@employmentprofiling.com.au)

Treasurer John McKenzie 138 Sixth Ave Royston Park 5070  
Ph 8362 3566

Committee Jan Sheffield 7 York Ave Fulham Gardens 5024  
Don Sheffield Ph 8355 3252 Mob 0419 841 614  
Mick Edgar 5 William St Port Elliot 5212  
Ph 8554 2150 Email: [edgarmh@granite.net.au](mailto:edgarmh@granite.net.au)

Farr Cry Peter Roodhouse 50 turners Ave Coromandel Valley 5051  
Ph 8278 3439 Email: [roodhous@optusnet.com.au](mailto:roodhous@optusnet.com.au)

Measurer Brad Briggs 35 Rawlins St Modbury Nth 5092  
Ph Mob 0401 124 944.

**AT LAST...**

*A recruitment service to suit  
Your business - Your needs*

***Guaranteed!!***

*Pay only for services accessed.*

*No more fixed, high % cost.  
Candidate profiling included*

Your  to more boat time



*Contact: Don Dobie  
08 8374 0700*

*recruit@employmentprofiling.com.au*